


Totem Acoustic PCK6C and PCK8C Pre-Construction Kits

Overview

Preconstruction kits provide a clear indication of the eventual speaker location for the drywall installer. The PCK's have been designed with versatility in mind and can be attached to studs or joists using screws, staples, or nails. When the opening has been cut out and the wire is accessible, the Totem Kin Architectural speaker can then be easily installed.

Contents



Each kit consists of:

-1 Color coded ring frame- The PCK6C fits the IC61, IC62, and IC62ST and is Green and the PCK8C fits the IC81 and IC82, and is Red

-2 metal wings with measurement indications,

-1 Joist bracket, which allows all speakers to be installed in a perfect line simply and flawlessly.


-1 Crescent frame extension, to provides that portion of the frame with the width required for a dog ear to make contact with it. If you are not using the joist bracket then attach the extension.

Installation



1. For standard installations, connect the Crescent Frame Extension to the ring frame.



2. If installing to a joist, connect the Joist Bracket on the fully flat surface side of the ring frame, and with the Totem logo facing towards the ring's opening.




3. Consider the location of the speaker and the studs, joists, and any other impediments around the intended location. Select the wing locations that will allow them to make contact with drywall. Insert the wing into the preferred wing channel, pushing it until they fully click into place as the pressure tab fits into the identically shaped opening of the wing.




4. Install the PCK in the designated location with the fully flat surface facing the ceiling and the surface where the wings were installed facing you.




5. Connect the wings to the studs or joists, preferable using screws, but staples or nails suitable to hold the overall weight is acceptable. If you are using the Joist bracket, connect it to the joist using wood or drywall screws.



6. If the wire is accessible, feed it through the opening.



*Optional square grille kits, sold separately, permit cosmetic finishing touches to suit personal design tastes. Acoustic Back Cans, also sold separately, can reduce sound transference to adjacent rooms by up to 24dB.



Consult the manual for the Kin Architectural speakers for information on installing the speakers.

For further assistance, contact your TOTEM AUTHORIZED DEALER or visit the Support Section of the Totem website at www.totemacoustic.com/support.

LIMITED FIVE (5) YEAR WARRANTY Totem Acoustic warrants to the first end-user purchaser that this Totem Acoustic-brand product ("Product"), when purchased from an authorized Totem Acoustic Dealer/Distributor, will be free from defective workmanship and materials for the period stated below. Totem Acoustic will at its option and expense during the warranty period, either repair the defect or replace the Product with a new or remanufactured Product or a reasonable equivalent.

EXCLUSIONS TO THE EXTENT PERMITTED BY LAW, THE WARRANTY SET FORTH ABOVE IS IN LIEU OF, AND EXCLUSIVE OF, ALL OTHER WARRANTIES, EXPRESS OR IMPLIED, AND IS THE SOLE AND EXCLUSIVE WARRANTY PROVIDED BY TOTEM ACOUSTIC. ALL OTHER EXPRESS AND IMPLIED WARRANTIES, INCLUDING THE IMPLIED WARRANTIES OF MERCHANTABILITY, IMPLIED WARRANTY OF FITNESS FOR USE, AND IMPLIED WARRANTY OF FITNESS FOR A PARTICULAR PURPOSE ARE SPECIFICALLY EXCLUDED. No one is authorized to make or modify any warranties on behalf of Totem Acoustic.

IN ANY EVENT, TOTEM ACOUSTIC SHALL NOT BE LIABLE FOR CONSEQUENTIAL, INCIDENTAL, ECONOMIC, PROPERTY, BODILY INJURY, OR PERSONAL INJURY DAMAGES ARISING FROM THE PRODUCT, ANY BREACH OF THIS WARRANTY OR OTHERWISE.

The warranty stated above is the sole and exclusive remedy and Totem Acoustic's performance shall constitute full and final satisfaction of all obligations, liabilities and claims with respect to the product. In any event, Totem Acoustic shall not be liable for consequential, incidental, economic, property, bodily injury, or personal injury damages arising from the product, any breach of this warranty or otherwise.

This warranty statement gives you specific legal rights, and you may have other rights which vary from state to state. Some states do not allow the exclusion of implied warranties or limitations of remedies, so the above exclusions and limitations may not apply. If your state does not allow disclaimer of such implied warranties, the duration of such implied warranties is limited to period of Totem Acoustic's express warranty.


Your Product Model and Description: Totem Acoustic Warranty Period for this Product: Five (5) years from the date on the original sales receipt or invoice or other satisfactory proof of purchase. Additional Limitations and Exclusions from Warranty Coverage: The warranty described above is non-transferable, applies only to the initial installation of the Product, does not include installation of any repaired or replaced Product, does not include damage to allied or associated equipment which may result for any reason from use with this Product, and does not include labor or parts caused by accident, disaster, negligence, improper installation, misuse, or from service or repair which has not been authorized by Totem Acoustic. Obtaining Authorized Service:

To qualify for the warranty, you must contact your authorized Totem Acoustic Dealer/Installer or call Totem Acoustic Customer Service at (514)259-1062 within the warranty period, must obtain a return merchandise number (RMA), and must deliver the Product to Totem Acoustic shipping prepaid during the warranty period, together with the original sales receipt, or invoice or other satisfactory





Kin Architectural PCK6C/8C Pre-Construction Kits




The Totem PCK's are the most versatile preconstruction kits available, designed with the installer in mind and the result of practical time spent in the field.


Each kit consists of:

- 1 Color coded ring frame
- 2 metal wings,
- 1 Joist bracket,
- 1 Crescent frame extension.


Every feature was designed to facilitate installation, ensure accuracy, and prevent time consuming and costly mistakes.




Color Coded Ring Frames: The PCK6C fits the IC61, IC62, and IC62ST and is GREEN and the PCK8C fits the IC81 and IC82, and is RED.



The **Joist Bracket** firmly snaps into the ring and allows speakers to be installed in a perfect line simply and flawlessly.



The **Metal Wings** click into place over pressure fit tabs, accept drywall screws, wood screws, or staples, and have **measurement indicators**.



7 Wing Connection locations on the PCK ring guarantee an option that will contact drywall.



The **crescent frame extension** provides the width required for a dog ear to make contact with it.